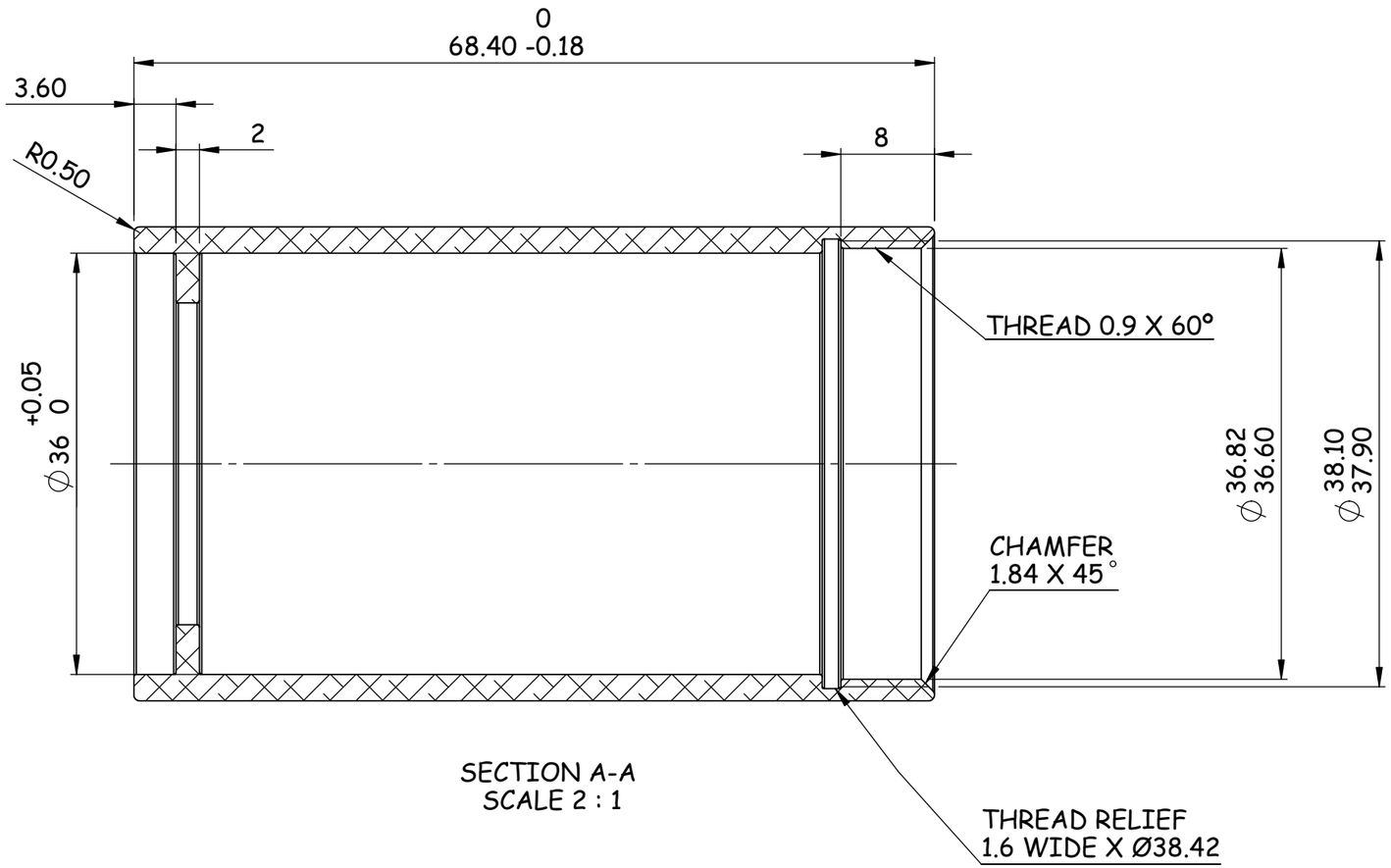

SECTION A-A
SCALE 2 : 1

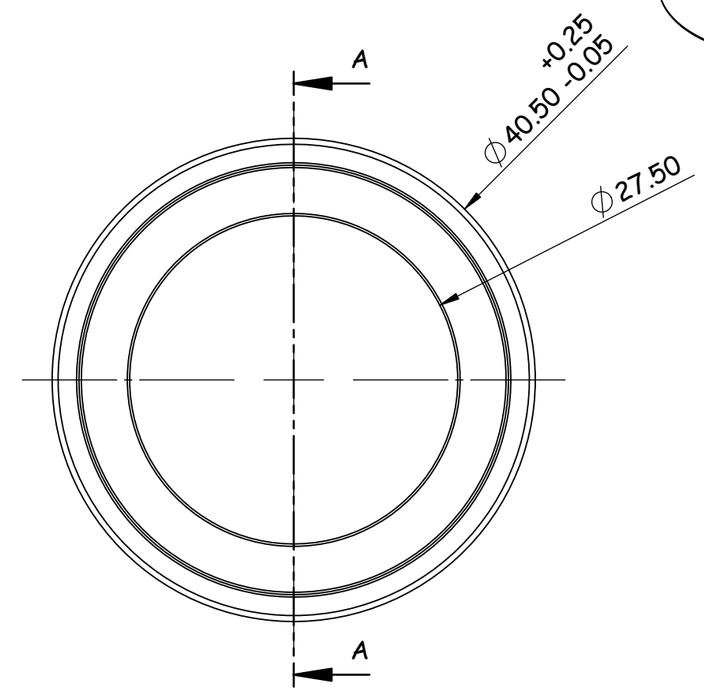

TOP VIEW

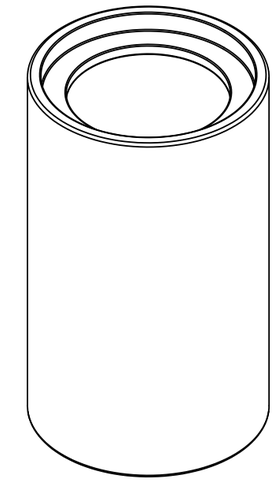

NOTE: -MATERIAL: ALUMINIUM A380.
-REMOVE ALL SHARP EDGES AND BURRS.
-ALL EDGE RADIUS EQUIVALENT TO 0.2mm, UNLESS OTHERWISE SPECIFIED.

POUR ASSEMBLAGE: VOIR PIÈCE JOINTE

PLAN TROIS VUES

POUCES	METRIQUE (MM)	
.X ± .050	X. ± 1	TOL ANGULAIRE ± 0° 30'
.XX ± .015	X.X ± 0.5	TOL FRAC ± 1/64
.XXX ± .005	X.XX ± 0.25	1 POUCE = 25.400000 MM
	X.XXX ± 0.13	

CLIENT

DESS. J. Charron
VERIF.
APPR. B. Ouellet

DESSINS MULTI-GESTIONS
2450, Avenue Ste-Anne
St-Hyacinthe (Québec) J2S 5J3
tél. (450) 252-0563
téléc. : (450) 252-0566
p.lefebvre@dessinsmultigestions.com
www.dessinsmultigestions.com

REV	NO	LOC	REVISIONS (INDIQUE PAR △)	PAR	DATE	APP
4			MODIF. DIMENSIONS, MODEL SOLIDWORKS	JC	11/12	
5			MODIF. BODY, RADIUS ADDITION	JC	01/13	
6			LENGTH & OD REDUCTION	JC	02/13	
7			INCREASED LENGTH	JC	03/14	

ECHELLE : 2:1
FEUILLE NO. 1/1

TITRE
BY - BODY MR11 (1 1/2")

DOSSIER NO.
DESSIN NO. BY001
FORMAT B
REV 7

SW